



**Ingham County
Health Department**

Opioid Surveillance Nov 2016

Community Health Assessment

5303 S. Cedar Street • P.O. Box 30161 • Lansing, MI 48909-7661 • P: 517-887-4428 • F: 517-887-4310
hd.ingham.org • Ingham County is an Equal Opportunity Employer.

Ingham County Opioid Surveillance

Medical Examiner

Source: Ingham County Medical Examiner

Data is current as of Oct 30, 2016

- 57 total number of drug-related deaths
 - 47 deaths (82%) were opioid-related,
 - Average age: 42 years
 - Median age: 41 years
 - Highest number of opioid-related deaths involved heroin (18)
 - 11 fentanyl-related deaths

Table 1: Opioid-related Deaths by Months, Ingham County 2016*

Jan	Feb	Mar	Apr	May	Jun	Jul	Aug	Sept	Oct	Nov	Dec	Year to Date
6	4	9	7	7	7	0	5	2				47

Source: Ingham Medical Examiner Records 2016 (*Data is current as of 10/30/2016)

Table 2: Opioid-related Deaths by Demographic Characteristics, Ingham County 2016**

Sex	Number	Death Rate†	95% CI for Calculated Rate
Male	32	23.0	(15.1 - 31.0)
Female	15	10.0	(5.0 - 15.3)
Age Group			
<15	1	*	
15-24	2	*	*
25-34	11	27.7	(11.3 - 44.1)
35-44	13	41.3	(18.9 - 63.85)
45-54	12	37.2	(16.2 - 58.3)
55-64	5	*	*
≥65	3	*	*
Race			
White	43	19.6	(13.7 - 25.4)
Black	4	*	*
Total Deaths	47	16.4	(11.7 - 21.1)

Source: Ingham Medical Examiner Records 2016 (**Data is current as of 10/30/2016)

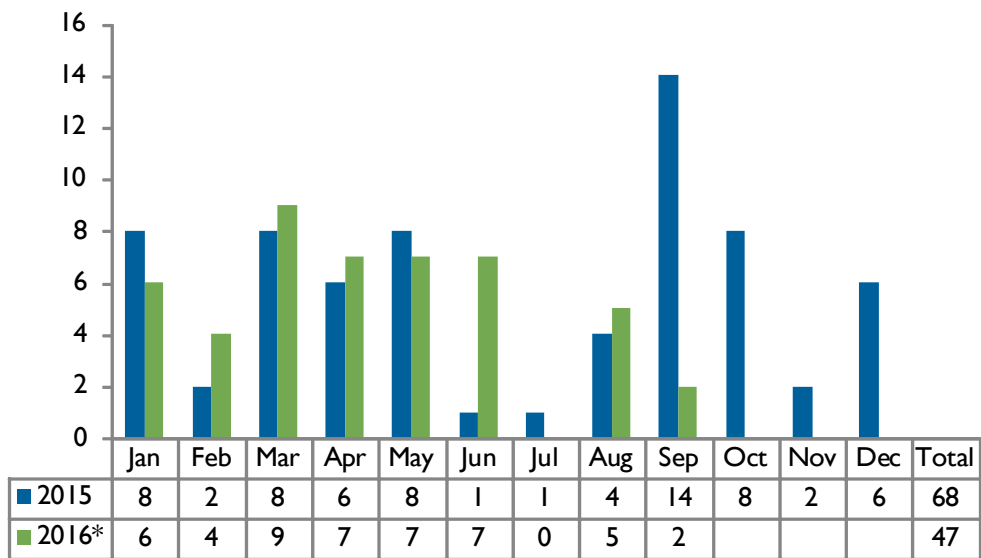
†All rates are per 100,000 Ingham County residents.

*Data suppressed due to insufficient numbers

Disclaimer: Counts reported in this document do not represent final numbers. They are subject to change after cases are reviewed & therefore should be interpreted very carefully.

Ingham County Opioid Surveillance

Figure 1: Number of Opioid-related Deaths by Months, Ingham County 2015-2016



Source: Ingham Medical Examiner Records 2015 - 2016

*Data is current as of 10/30/2016

Figure 2: Number of Opioid-related Deaths, Ingham County 2003 - 2015



Source: Michigan Resident Death Files

*Ingham Medical Examiner Records 2014-2015

Disclaimer: Counts reported in this document do not represent final numbers. They are subject to change after cases are reviewed & therefore should be interpreted very carefully.

Ingham County Opioid Surveillance

EMS/ Fire Department

Source: City of Lansing Fire Department/EMS

Data is current as of Nov 03, 2016

- ‘Narcan Incidence’ is a record from EMS where Narcan was administered to a person at a specific place and time excluding repeated doses.
- Total number of Narcan incidences 198
 - Number of Narcan incidences (1 dose administered per person) 143
 - Number of Narcan incidences (2 doses administered per person) 50
 - Number of Narcan incidences (3 doses administered per person) 5
 - Average age: 38yrs
 - Median age: 34yrs

Table 3: Number of Narcan Incidences by Month in Ingham County, 2016*

Jan	Feb	Mar	Apr	May	Jun	Jul	Aug	Sept	Oct	Nov	Dec	Year to Date
16	16	12	20	15	15	21	14	29	37	3		198

Source: City of Lansing Fire Department/EMS

*Data is current as of 11/03/2016

Table 4: Narcan Incidence by Demographic Characteristics, Ingham County 2016*

Sex	Number
Male	114
Female	65
Not Reported	19
Age Group	
15-24	23
25-34	76
35-44	35
45-54	29
55-64	18
≥65	11
Missing	6
Race	
White	70
Black	17
Other Race	4
Missing	107
Total	198

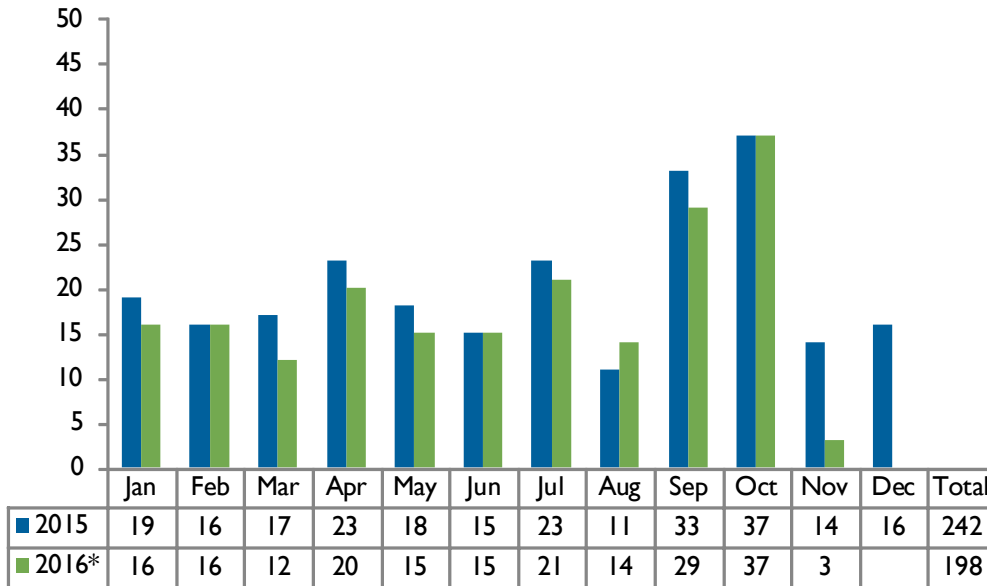
Source: City of Lansing Fire Department/EMS

*Data is current as of 11/03/2016

Disclaimer: Counts reported in this document do not represent final numbers. They are subject to change after cases are reviewed & therefore should be interpreted very carefully.

Ingham County Opioid Surveillance

Figure 3: Number of Narcan Incidences by Month in Ingham County, 2015 - 2016*



Source: City of Lansing Fire Department/EMS

*Data is current as of 11/03/2016

Ingham County Opioid Surveillance

Law Enforcement Data

Source: East Lansing Police Department, Drug Overdose Incidents Tri-County Area. Data is current as of Nov 03, 2016

- 113 incidents of drug overdoses reported, which includes:
 - 96 overdoses
 - 17 overdose-related death
- Average age: 31years
- Median age: 29years

Table 6: Number of Drug Overdose-related Cases (including overdose-related deaths) by Law Enforcement Jurisdiction and Month of Incident, Tri-county Area 2016*

Jurisdiction	Jan	Feb	Mar	Apr	May	Jun	Jul	Aug	Sep	Oct	Nov	Dec	Year to Date
Bath Twp	1												1
Charlotte PD										2			2
Delhi Twp													0
Delhi Twp/ICSO													0
ECSO				1				1					2
E. Lansing PD	1				1		2	1	1				6
Ingham County Sheriff Office (ICSO)	1	1		2				1	1	1			7
ICSO/ Leslie	2												2
Lansing PD	11	8	3	2	2	5	10	12	15	19	1		88
Lansing Charter Twp PD													0
Mason/ICSO Assist		1											1
Meridian Charter Twp PD	1	1		1									3
MSU PD										1			1
Total	17	11	3	6	3	5	12	15	17	22	1	0	113

Source: Ingham County law enforcement jurisdictions

*Data is current as of 11/03/2016

Note: ICSO - Ingham County sheriff's office, ECSO - Eaton County sheriff's office, MTPD - Meridian Township Police Dept.

MSU PD - Michigan State University Police Dept.

Table 5: Number of Drug Overdose-related Deaths by Law Enforcement Jurisdiction and Month of Incident, Tri-county Area 2016 *

Jurisdiction	Jan	Feb	Mar	Apr	May	Jun	Jul	Aug	Sep	Oct	Nov	Dec	Year to Date
Bath Twp	1												1
ICSO				1									1
Lansing PD	1	2			1	1		4	1	2			12
MTPD	1												1
ECSO				1				1					2
Total	3	2	0	2	1	1	0	5	1	2	0	0	17

Source: Ingham County law enforcement jurisdictions

*Data is current as of 11/03/2016

Disclaimer: Counts reported in this document do not represent final numbers. They are subject to change after cases are reviewed & therefore should be interpreted very carefully.

Ingham County Opioid Surveillance

Emergency Department Visit Data

Source: Michigan Syndromic Surveillance System

Data is current as of Nov 14, 2016

- Total 356 drug overdose-related visits
 - Average age : 34 years
 - Median age: 32 years

Table 7: Number of Overdose-related Emergency Department Visits* , Ingham County 2016**

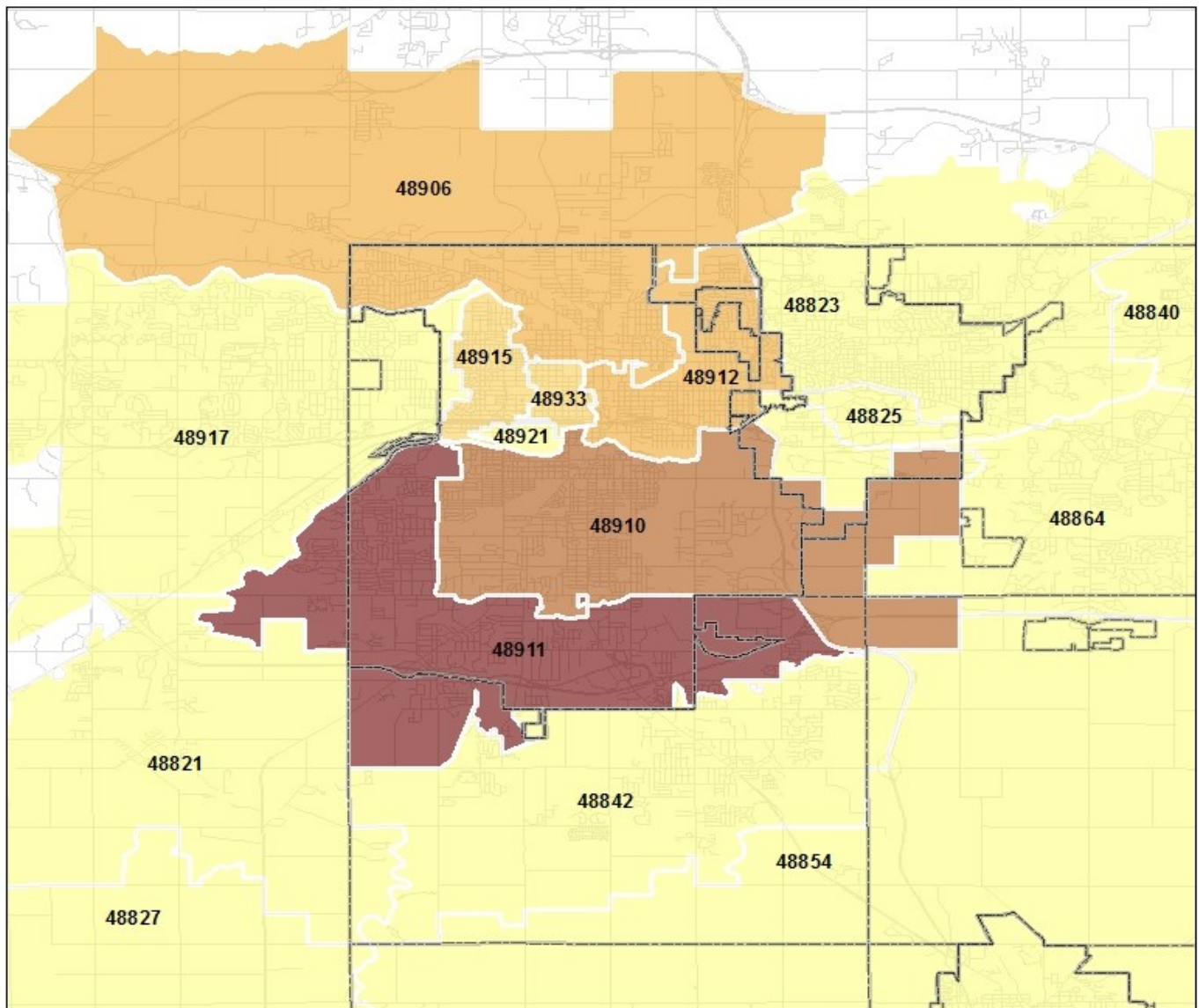
Jan	Feb	Mar	Apr	May	Jun	Jul	Aug	Sept	Oct	Nov	Dec	Year to Date
31	37	29	36	20	32	38	31	39	43	20		356

Source: Michigan Syndromic Surveillance System

*Numbers are based on emergency department visit (chief complaints) and before any confirmed diagnosis are made.

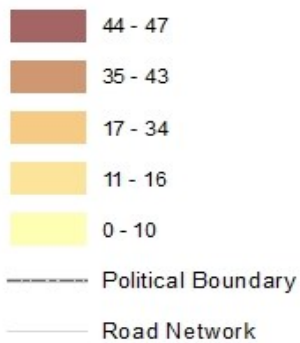
**Data is current as of 11/14/2016

Ingham County Opioid Surveillance



Number of Narcan doses by Zip Code Tabulated Areas, 2016*

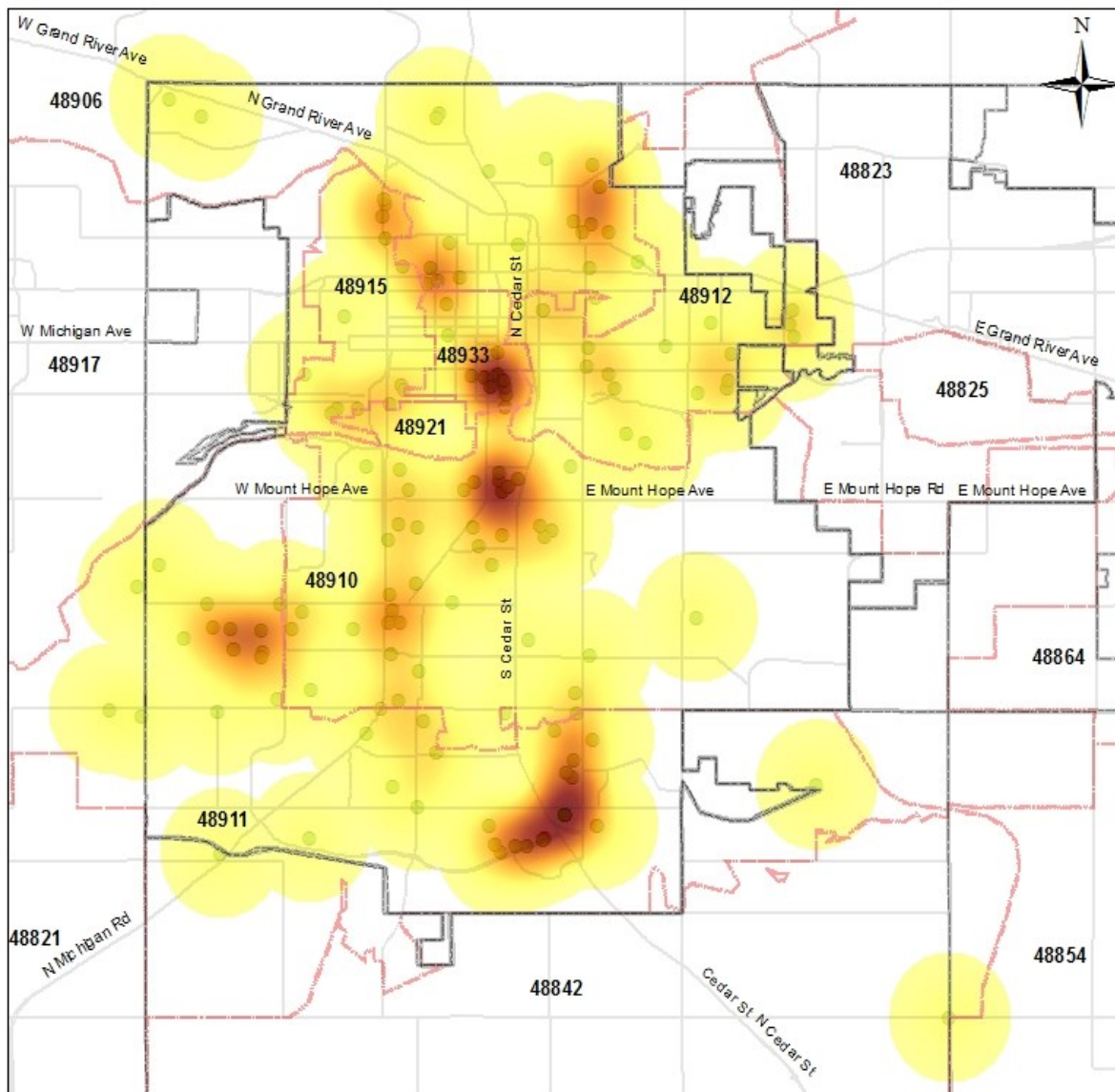
Legend



Source: City of Lansing Fire Department/EMS
*Note: Data is current as of Sep 27, 2016

Disclaimer: Counts reported in this document do not represent final numbers. They are subject to change after cases are reviewed & therefore should be interpreted very carefully.

Ingham County Opioid Surveillance



Density Heatmap of Administered Narcan Doses, Capital Area - Ingham County 2016*

(Continuum from light - dark equates to lower - greater number of Narcan doses administered per unit area)

Legend

- Major Road Network
- Political Boundary
- Zip Code Boundary

Source: City of Lansing Fire Department/EMS

*Note: Data is current as of Sep 27, 2016

Disclaimer: Counts reported in this document do not represent final numbers. They are subject to change after cases are reviewed & therefore should be interpreted very carefully.