



**Ingham County
Health Department**

Opioid Surveillance Dec 2016

Community Health Assessment

5303 S. Cedar Street • P.O. Box 30161 • Lansing, MI 48909-7661 • P: 517-887-4428 • F: 517-887-4310
hd.ingham.org • Ingham County is an Equal Opportunity Employer.

Ingham County Opioid Surveillance

Medical Examiner

Source: Ingham County Medical Examiner

Data is current as of Dec 07, 2016

- 73 total number of drug-related deaths
 - 56 deaths (77%) were opioid-related,
 - Average age: 42 years
 - Median age: 41 years
 - Highest number of opioid-related deaths involved heroin (22)
 - 12 fentanyl-related deaths

Table 1: Opioid-related Deaths by Months, Ingham County 2016*

Jan	Feb	Mar	Apr	May	Jun	Jul	Aug	Sept	Oct	Nov	Dec	Year to Date
6	4	9	7	7	7	0	5	5	2	2	2	56

Source: Ingham Medical Examiner Records 2016 (*Data is current as of 12/07/2016)

Table 2: Opioid-related Deaths by Demographic Characteristics, Ingham County 2016**

Sex	Number	Death Rate†	95% CI for Calculated Rate
Male	37	26.7	(18.1 - 35.2)
Female	19	12.9	(7.1 - 18.7)
Age Group			
<15	1	*	
15-24	2	*	*
25-34	13	32.8	(15.0 - 50.6)
35-44	17	54.0	(28.3 - 79.7)
45-54	15	46.5	(23.0 - 70.0)
55-64	5	*	*
≥65	3	*	*
Race			
White	52	23.7	(17.3 - 30.1)
Black	4	*	*
Total Deaths	56	19.6	(14.4 - 24.7)

Source: Ingham Medical Examiner Records 2016 (**Data is current as of 12/07/2016)

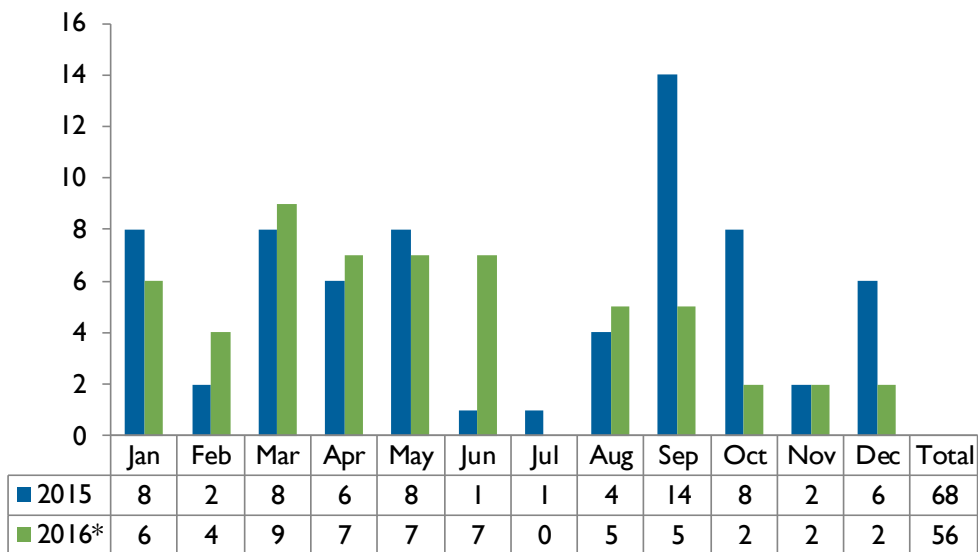
†All rates are per 100,000 Ingham County residents.

*Data suppressed due to insufficient numbers

Disclaimer: Counts reported in this document do not represent final numbers. They are subject to change after cases are reviewed & therefore should be interpreted very carefully.

Ingham County Opioid Surveillance

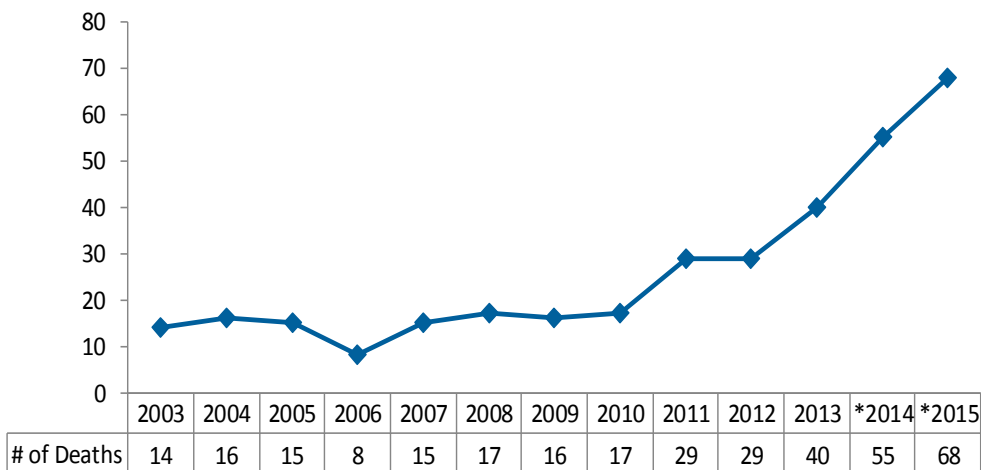
Figure 1: Number of Opioid-related Deaths by Months, Ingham County 2015-2016



Source: Ingham Medical Examiner Records 2015 - 2016

*Data is current as of 12/07/2016

Figure 2: Number of Opioid-related Deaths, Ingham County 2003 - 2015



Source: Michigan Resident Death Files

*Ingham Medical Examiner Records 2014-2015

Disclaimer: Counts reported in this document do not represent final numbers. They are subject to change after cases are reviewed & therefore should be interpreted very carefully.

Ingham County Opioid Surveillance

EMS/ Fire Department

Source: City of Lansing Fire Department/EMS

Data is current as of Dec 15, 2016

- "Narcan Incidence" is a record from EMS where Narcan was administered to a person at a specific place and time excluding repeated doses.
- Total number of Narcan incidences 243
 - Number of Narcan incidences (1 dose administered per person) 174
 - Number of Narcan incidences (2 doses administered per person) 58
 - Number of Narcan incidences (3 doses administered per person) 10
 - Number of Narcan incidences (4 doses administered per person) 1
 - Average age: 40 years
 - Median age: 36 years

Table 3: Number of Narcan Incidences by Month in Ingham County, 2016*

Jan	Feb	Mar	Apr	May	Jun	Jul	Aug	Sept	Oct	Nov	Dec	Year to Date
16	16	12	20	15	15	21	14	29	37	34	14	243

Source: City of Lansing Fire Department/EMS

*Data is current as of 12/15/2016

Table 4: Narcan Incidence by Demographic Characteristics, Ingham County 2016*

Sex	Number
Male	140
Female	78
Missing	25
Age Group	
15-24	24
25-34	88
35-44	45
45-54	34
55-64	26
≥65	11
Missing	15
Race	
White	94
Black	20
Other Race	4
Missing	125
Total	243

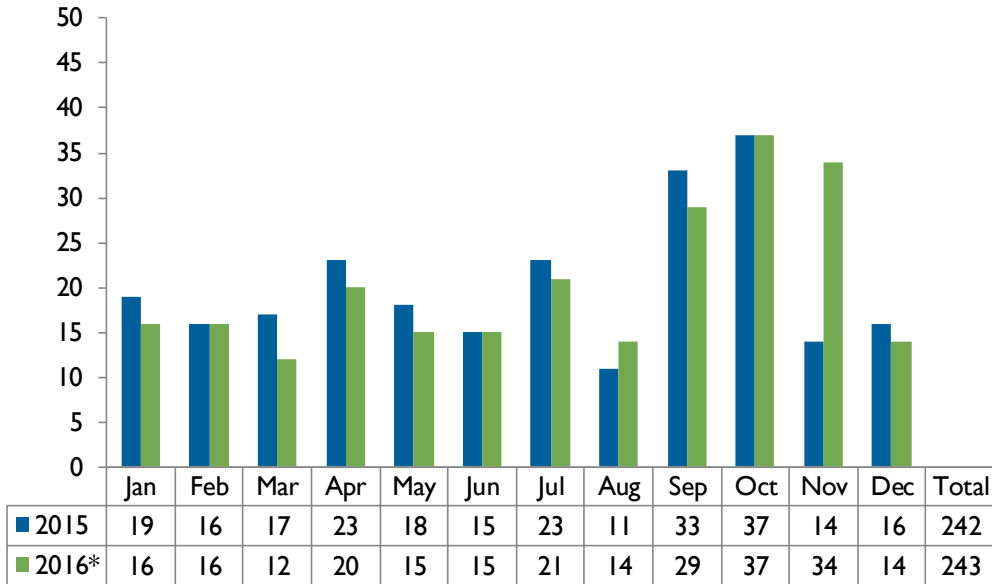
Source: City of Lansing Fire Department/EMS

*Data is current as of 12/15/2016

Disclaimer: Counts reported in this document do not represent final numbers. They are subject to change after cases are reviewed & therefore should be interpreted very carefully.

Ingham County Opioid Surveillance

Figure 3: Number of Narcan Incidences by Month in Ingham County, 2015 - 2016*



Source: City of Lansing Fire Department/EMS

*Data is current as of 12/15/2016

Ingham County Opioid Surveillance

Law Enforcement Data

Source: East Lansing Police Department, Drug Overdose Incidents Tri-County Area. Data is current as of Dec 06, 2016

- 136 incidents of drug overdoses reported, which includes:
 - 115 overdoses
 - 21 overdose-related death
- Average age: 32 years
- Median age: 29 years

Table 5: Number of Drug Overdose-related Cases (including overdose-related deaths) by Law Enforcement Jurisdiction and Month of Incident, Tri-county Area 2016*

Jurisdiction	Jan	Feb	Mar	Apr	May	Jun	Jul	Aug	Sep	Oct	Nov	Dec	Year to Date
Bath Twp	1												1
Charlotte PD										2			2
Delhi Twp													0
Delhi Twp/ICSO													0
ECSO				1				1					2
E. Lansing PD	1				1		2	1	1				6
Ingham County Sheriff Office (ICSO)	1	1		2				1	1	1	5		12
ICSO/ Leslie	2												2
Lansing PD	11	8	3	2	2	5	10	12	15	19	15	3	105
Lansing Charter Twp PD													0
Mason/ICSO Assist		1											1
Meridian Charter Twp PD	1	1		1							1		4
MSU PD										1			1
Total	17	11	3	6	3	5	12	15	17	22	21	3	136

Source: Ingham County law enforcement jurisdictions

*Data is current as of 12/06/2016

Note: ICSO - Ingham County sheriff's office, ECSO - Eaton County sheriff's office, MTPD - Meridian Township Police Dept.

MSU PD - Michigan State University Police Dept.

Table 6: Number of Drug Overdose-related Deaths by Law Enforcement Jurisdiction and Month of Incident, Tri-county Area 2016 *

Jurisdiction	Jan	Feb	Mar	Apr	May	Jun	Jul	Aug	Sep	Oct	Nov	Dec	Year to Date
Bath Twp	1												1
ICSO				1									1
Lansing PD	1	2			1	1		4	1	2	1	2	15
MTPD	1										1		2
ECSO				1				1					2
Total	3	2	0	2	1	1	0	5	1	2	2	2	21

Source: Ingham County law enforcement jurisdictions

*Data is current as of 12/06/2016

Disclaimer: Counts reported in this document do not represent final numbers. They are subject to change after cases are reviewed & therefore should be interpreted very carefully.

Ingham County Opioid Surveillance

Emergency Department Visit Data

Source: Michigan Syndromic Surveillance System

Data is current as of Dec 15, 2016

- Total 401 drug overdose-related visits
 - Average age : 34 years
 - Median age: 32 years

Table 7: Number of Overdose-related Emergency Department Visits* by Months, Ingham County 2016**

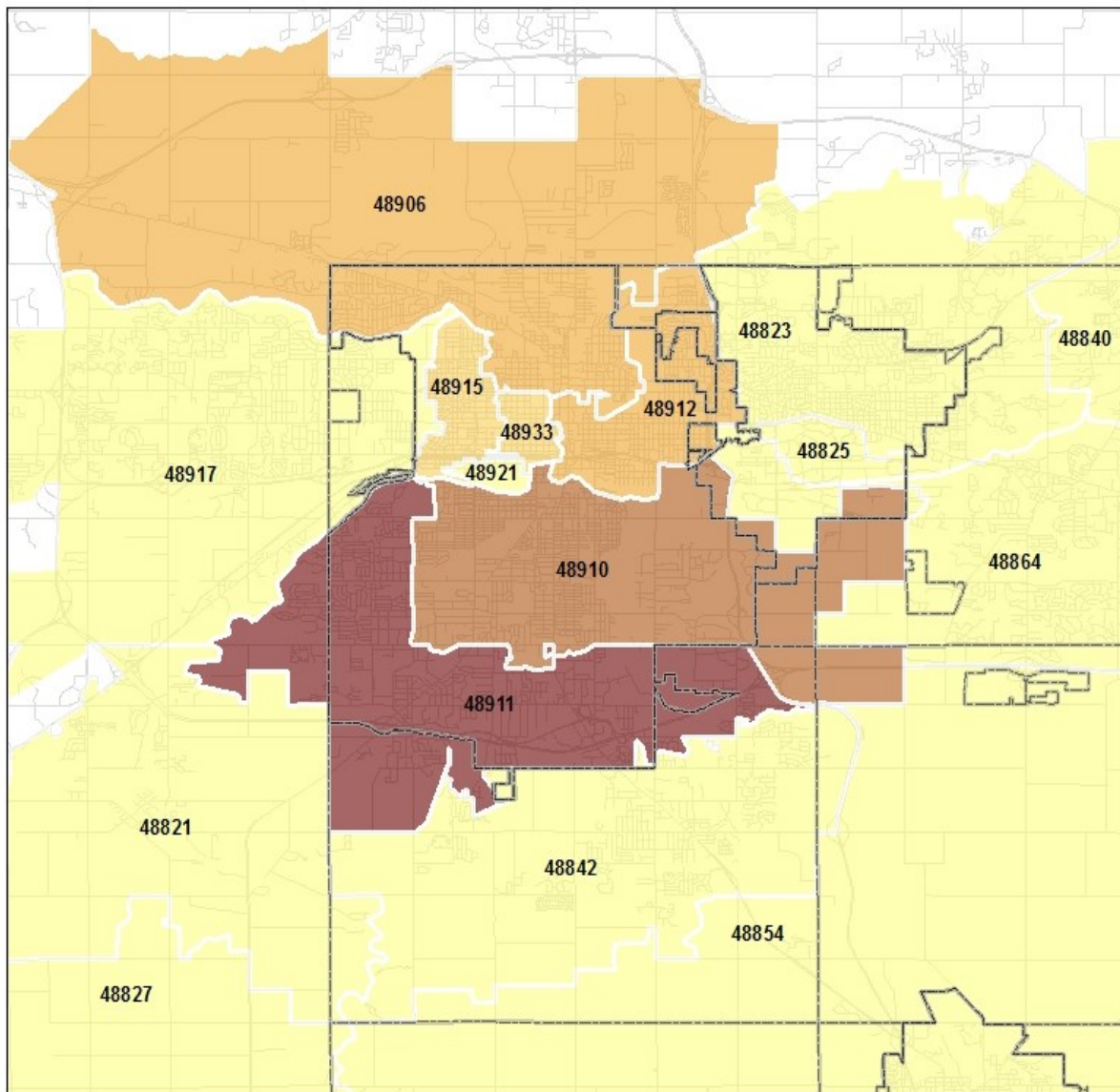
Jan	Feb	Mar	Apr	May	Jun	Jul	Aug	Sept	Oct	Nov	Dec	Year to Date
31	37	29	36	20	32	38	31	39	43	51	14	401

Source: Michigan Syndromic Surveillance System

*Numbers are based on emergency department visit (chief complaints) and before any confirmed diagnosis are made.

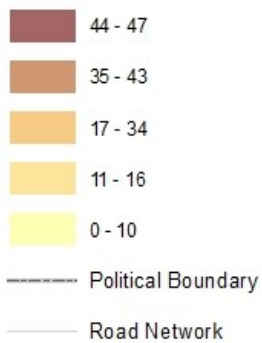
**Data is current as of 12/15/2016

Ingham County Opioid Surveillance



Number of Narcan doses by Zip Code Tabulated Areas, 2016*

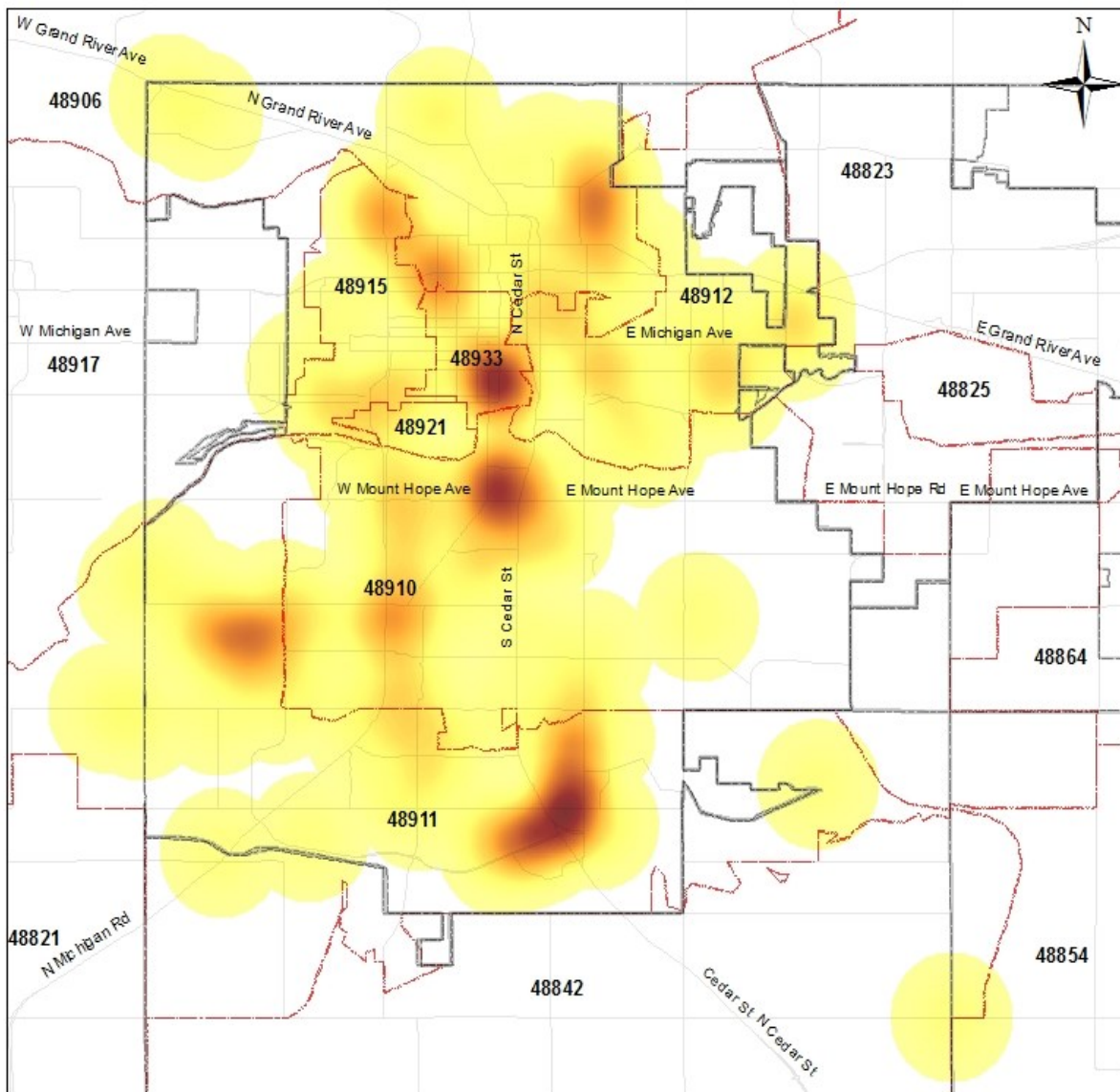
Legend



Source: City of Lansing Fire Department/EMS
 *Note: Data is current as of Sep 27, 2016

Disclaimer: Counts reported in this document do not represent final numbers. They are subject to change after cases are reviewed & therefore should be interpreted very carefully.

Ingham County Opioid Surveillance



Density Heatmap of Administered Narcan Doses, Capital Area - Ingham County 2016*

(Continuum from light - dark equates to lower - greater number of Narcan doses administered per unit area)

Legend

- Major Road Network
- Political Boundary
- Zip Code Boundary

Source: City of Lansing Fire Department/EMS

*Note: Data is current as of Sep 27, 2016

Disclaimer: Counts reported in this document do not represent final numbers. They are subject to change after cases are reviewed & therefore should be interpreted very carefully.