



**Ingham County
Health Department**

Opioid Surveillance Jan 2017

Community Health Assessment

5303 S. Cedar Street • P.O. Box 30161 • Lansing, MI 48909-7661 • P: 517-887-4428 • F: 517-887-4310
hd.ingham.org • Ingham County is an Equal Opportunity Employer.

Ingham County Opioid Surveillance

Medical Examiner

Source: Ingham County Medical Examiner

Data is current as of Dec 31, 2016

- 88 total number of drug-related deaths
 - 74 deaths (84%) were opioid-related,
 - Average age: 40 years
 - Median age: 41 years
 - Highest number of opioid-related deaths involved heroin (26)
 - 18 fentanyl-related deaths
 - 10 deaths involved fentanyl analogues
 - Carfentanyl (4), Acrylfentanyl (4), Furanylfentanyl (2)

Table 1: Opioid-related Deaths by Months, Ingham County 2016

Jan	Feb	Mar	Apr	May	Jun	Jul	Aug	Sept	Oct	Nov	Dec	Year to Date
6	4	9	7	7	7	0	5	6	6	10	7	74

Source: Ingham Medical Examiner Records 2016

Table 2: Opioid-related Deaths by Demographic Characteristics, Ingham County 2016

Sex	Number	Death Rate†	95% CI for Calculated Rate
Male	51	36.7	(26.7 - 46.9)
Female	23	15.6	(9.2 - 22.0)
Age Group			
<15	1	*	
15-24	5	*	*
25-34	20	50.4	(28.3 - 72.5)
35-44	22	69.9	(40.7 - 99.1)
45-54	17	52.7	(27.7 - 77.8)
55-64	7	*	*
≥65	2	*	*
Race			
White	69	31.4	(24.0 - 38.9)
Black	4	*	*
Other	1		
Total Deaths	74	25.9	(20.0 - 31.8)

Source: Ingham Medical Examiner Records 2016

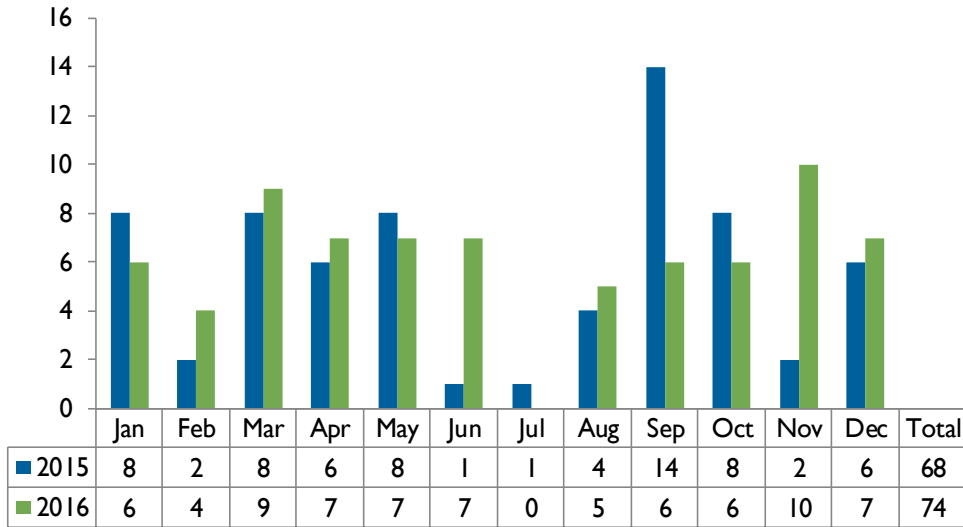
†All rates are per 100,000 Ingham County residents.

*Data suppressed due to insufficient numbers

Disclaimer: Counts reported in this document do not represent final numbers. They are subject to change after cases are reviewed & therefore should be interpreted very carefully.

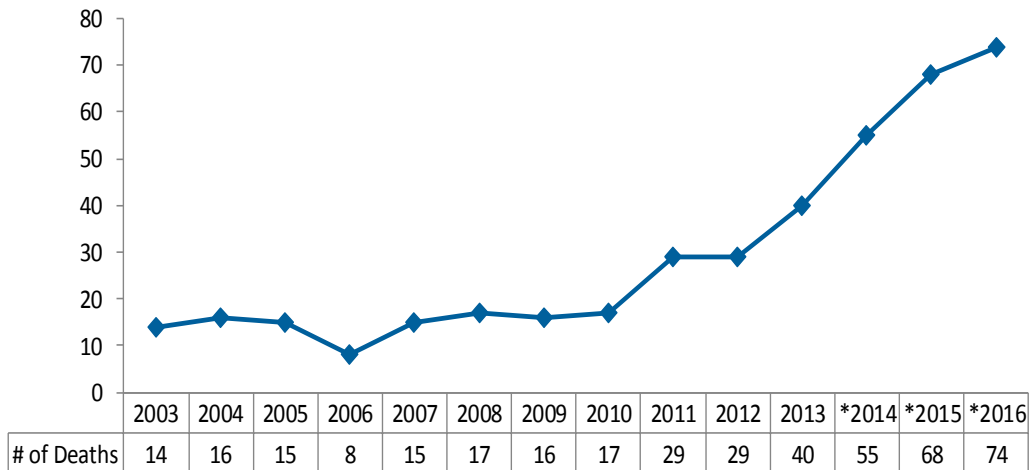
Ingham County Opioid Surveillance

Figure 1: Number of Opioid-related Deaths by Months, Ingham County 2015-2016



Source: Ingham Medical Examiner Records 2015 - 2016

Figure 2: Number of Opioid-related Deaths, Ingham County 2003 - 2016



Source: Michigan Resident Death Files
 *Ingham Medical Examiner Records 2014-2016

Disclaimer: Counts reported in this document do not represent final numbers. They are subject to change after cases are reviewed & therefore should be interpreted very carefully.

Ingham County Opioid Surveillance

EMS/ Fire Department

Source: City of Lansing Fire Department/EMS

Data is current as of Jan 28, 2017

- "Narcan Incidence" is a record from EMS where Narcan was administered to a person at a specific place and time excluding repeated doses.
- Total number of Narcan incidences 36
 - Number of Narcan incidences (1 dose administered per person) 24
 - Number of Narcan incidences (2 doses administered per person) 8
 - Number of Narcan incidences (3 doses administered per person) 4
 - Number of Narcan incidences (4 doses administered per person) 0
 - Average age: 42 years
 - Median age: 41 years

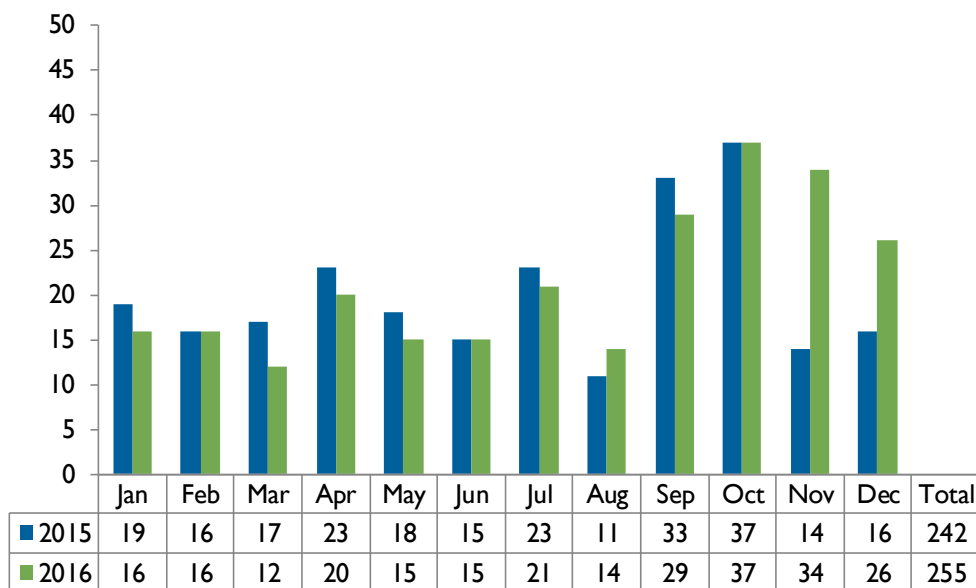
Table 3: Number of Narcan Incidences by Month in Ingham County, 2017*

Jan	Feb	Mar	Apr	May	Jun	Jul	Aug	Sept	Oct	Nov	Dec	Year to Date
36												36

Source: City of Lansing Fire Department/EMS

*Data is current as of 1/28/2017

Figure 3: Number of Narcan Incidences by Month in Ingham County, 2015 - 2016



Source: City of Lansing Fire Department/EMS

Disclaimer: Counts reported in this document do not represent final numbers. They are subject to change after cases are reviewed & therefore should be interpreted very carefully.

Ingham County Opioid Surveillance

Law Enforcement Data

Source: East Lansing Police Department, Drug Overdose Incidents Tri-County Area. Data is current as of Feb 06, 2017

- 29 incidents reported:
 - 27 drug overdose-related
 - 2 overdose-related death
- Average age: 35 years
- Median age: 33 years

Table 5: Number of Drug Overdose-related Cases (including overdose-related deaths) by Law Enforcement Jurisdiction and Month of Incident, Tri-county Area 2017*

Jurisdiction	Jan	Feb	Mar	Apr	May	Jun	Jul	Aug	Sep	Oct	Nov	Dec	Year to Date
Bath Twp													0
Charlotte PD													0
Delhi Twp													0
DeWitt Twp PD	1												1
ECSO													0
E. Lansing PD	3	1											4
Ingham County Sheriff Office (ICSO)	1												1
ICSO/ Leslie													0
Lansing PD	18	4											22
Lansing Charter Twp PD													0
Mason/ICSO Assist													0
Meridian Charter Twp PD													0
MSU PD													0
ECSD	1												1
Total	24	5	0	0	0	0	0	0	0	0	0	0	29

Source: Ingham County law enforcement jurisdictions

*Data is current as of 2/06/2017

Note: ICSO - Ingham County sheriff's office, ECSO - Eaton County sheriff's office, MTPD - Meridian Township Police Dept.

MSU PD - Michigan State University Police Dept.

Table 6: Number of Drug Overdose-related Deaths by Law Enforcement Jurisdiction and Month of Incident, Tri-county Area 2017*

Jurisdiction	Jan	Feb	Mar	Apr	May	Jun	Jul	Aug	Sep	Oct	Nov	Dec	Year to Date
Bath Twp													0
ICSO													0
Lansing PD													0
ELPD	1												1
MTPD													0
ECSO													0
ECSD	1												1
Total	2	0	0	0	0	0	0	0	0	0	0	0	2

Source: Ingham County law enforcement jurisdictions

*Data is current as of 2/06/2017

Disclaimer: Counts reported in this document do not represent final numbers. They are subject to change after cases are reviewed & therefore should be interpreted very carefully.

Ingham County Opioid Surveillance

Emergency Department Visit Data

Source: Michigan Syndromic Surveillance System

Data is current as of Feb 12, 2017

- Total 62 drug overdose-related visits
 - Average age : 39 years
 - Median age: 35 years

Table 7: Number of Overdose-related Emergency Department Visits* by Months, Ingham County 2017**

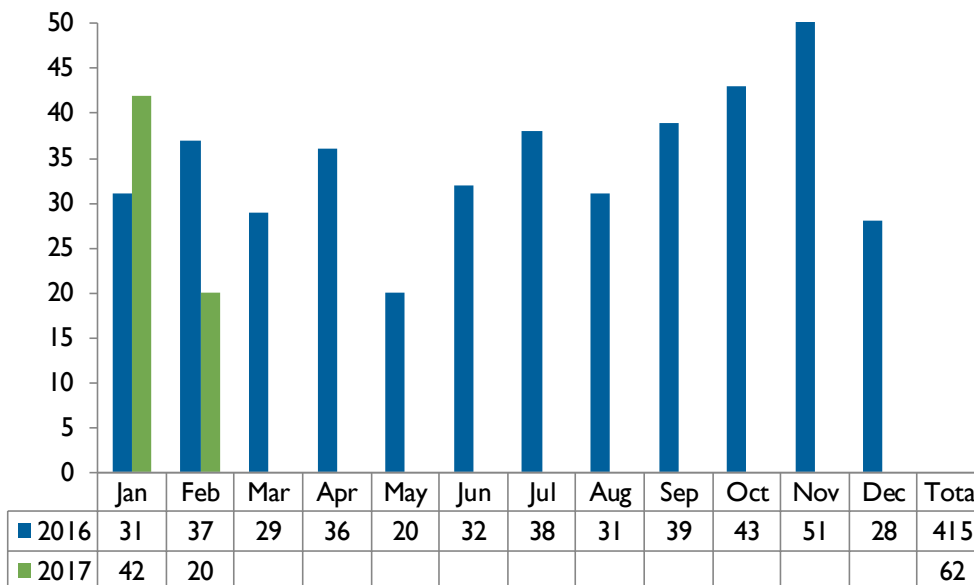
Jan	Feb	Mar	Apr	May	Jun	Jul	Aug	Sept	Oct	Nov	Dec	Year to Date
42	20											62

Source: Michigan Syndromic Surveillance System

*Numbers are based on emergency department visit (chief complaints) and before any confirmed diagnosis are made.

**Data is current as of 2/12/2017

Figure 4: Number of Overdose-related Emergency Department Visits* by Months, Ingham County 2016 - 2017**



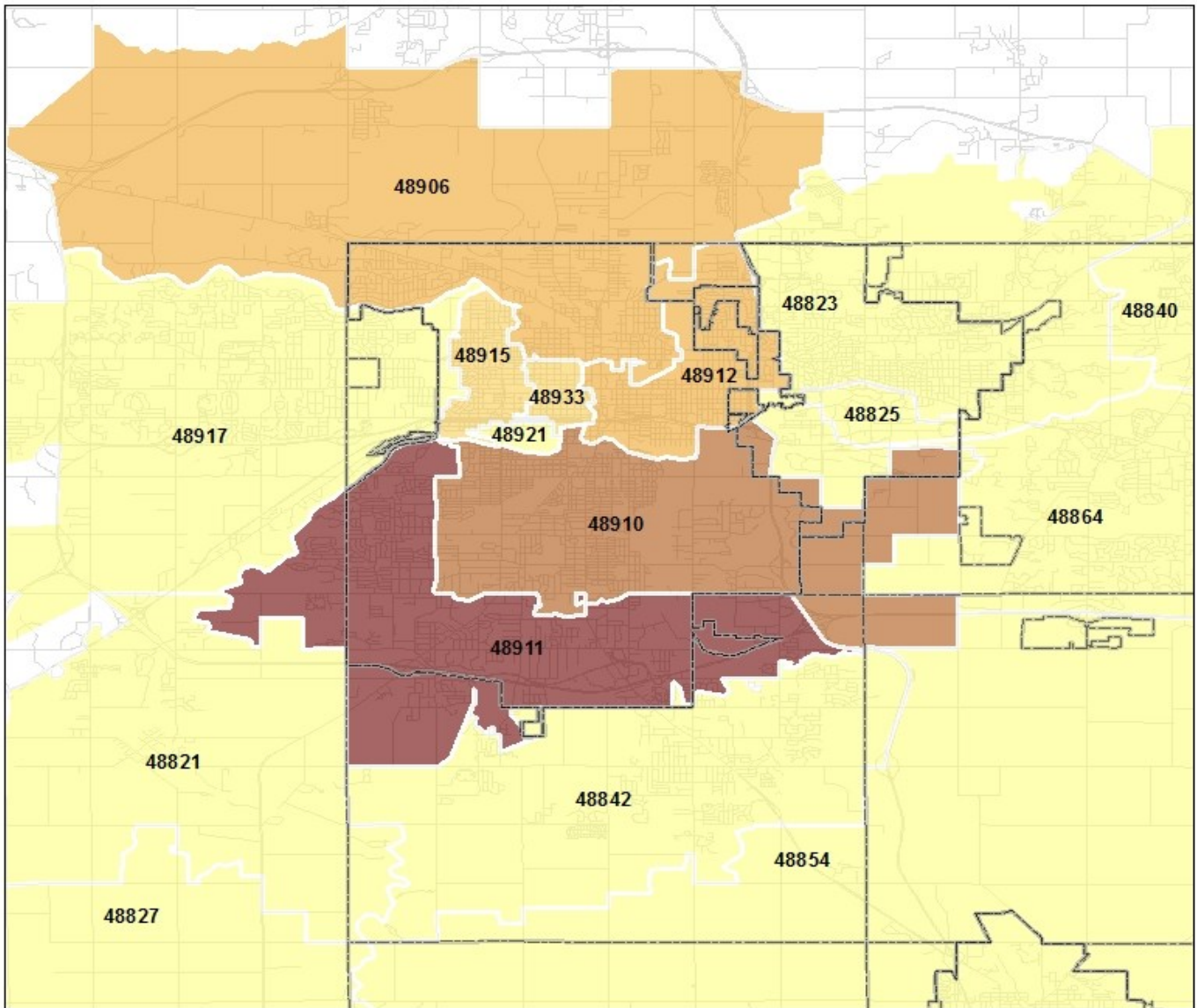
Source: Michigan Syndromic Surveillance System

*Numbers are based on emergency department visit (chief complaints) and before any confirmed diagnosis are made.

**Data is current as of 2/12/2017

Disclaimer: Counts reported in this document do not represent final numbers. They are subject to change after cases are reviewed & therefore should be interpreted very carefully.

Ingham County Opioid Surveillance



Number of Narcan doses by Zip Code Tabulated Areas, 2016*

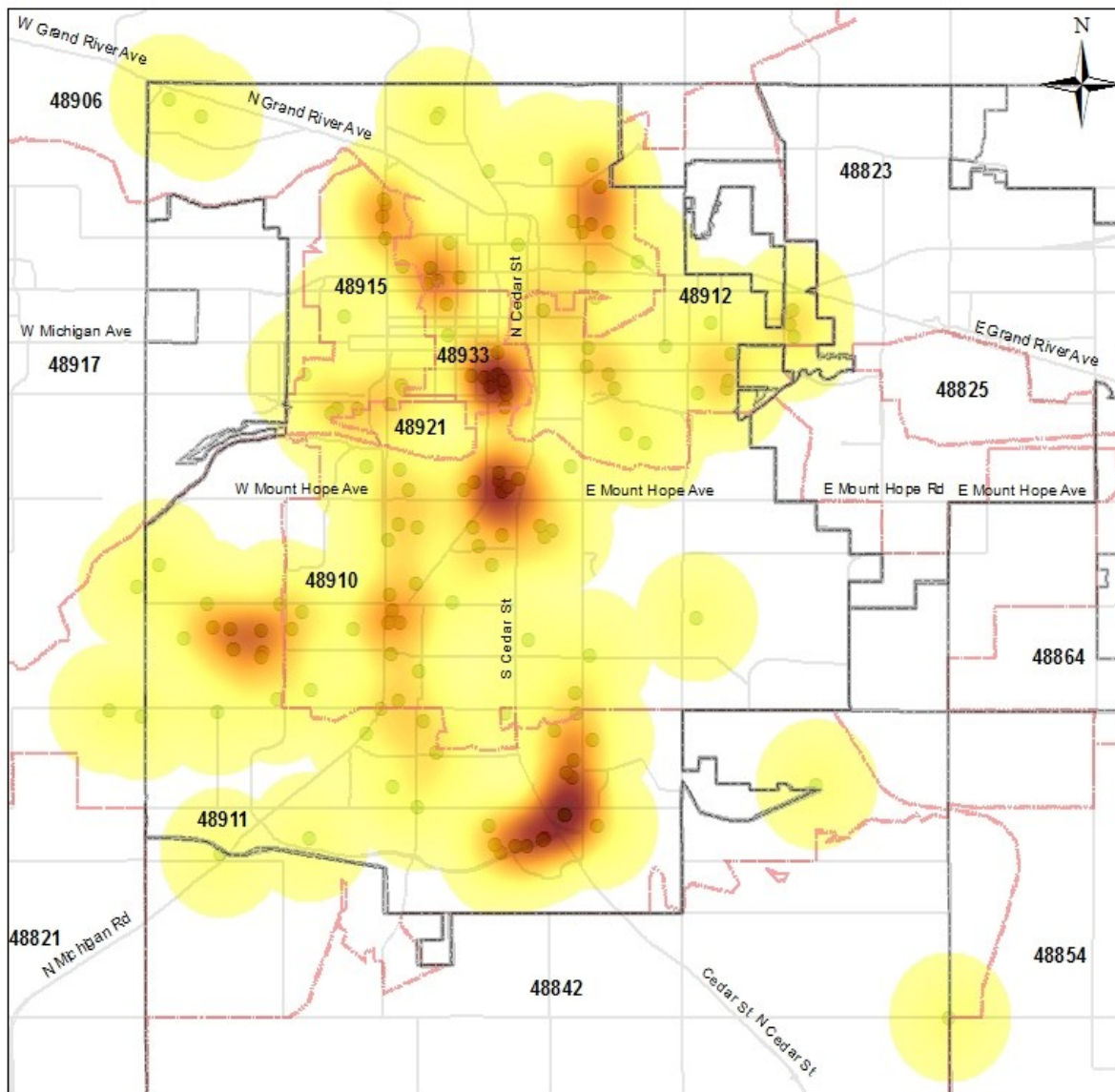
Legend

- 44 - 47
- 35 - 43
- 17 - 34
- 11 - 16
- 0 - 10
- Political Boundary
- Road Network

Source: City of Lansing Fire Department/EMS
 *Note: Data is current as of Sep 27, 2016

Disclaimer: Counts reported in this document do not represent final numbers. They are subject to change after cases are reviewed & therefore should be interpreted very carefully.

Ingham County Opioid Surveillance



Density Heatmap of Administered Narcan Doses, Capital Area - Ingham County 2016*

(Continuum from light - dark equates to lower - greater number of Narcan doses administered per unit area)

Legend

- Major Road Network
- Political Boundary
- ▭ Zip Code Boundary

Source: City of Lansing Fire Department/EMS

*Note: Data is current as of Sep 27, 2016

Disclaimer: Counts reported in this document do not represent final numbers. They are subject to change after cases are reviewed & therefore should be interpreted very carefully.